

THE

April 2014

# UTILITYSOURCE

Products and Services for Today's Electric, Telecom, and CATV Utilities

A row of white utility trucks is parked in a large, well-lit garage or workshop. The trucks are equipped with various tools and equipment on their roofs. The focus is on the front of the truck in the foreground, which has a prominent grille and a "DANGER" warning sign on the bumper. The background shows other similar trucks and the structural elements of the building.

Introduction to  
Advanced Meter  
Infrastructure

Understanding  
an Underground  
Electrical Cable  
and Power Cables

# Get A Grip

## with...



Engage &  
Disengage Tire  
Chains from a  
Dashboard  
Switch Without  
Stopping

# ONSPOT

**Automatic Tire Chains Since 1977**

**Traction in forward and reverse for ½ ton to  
Class 8 vehicles including:**

- Utility Trucks • Fire Trucks • Ambulances
- School Buses • Plow Trucks • Tractor Trailers

Approved for Use in States  
with Chain Control Areas

**(800) 766-7768**  
**www.onspot.com**



# INTRODUCING

## Hioki's PW3360 POWER DEMAND ANALYZER

- No computer required in the field
- Recording capability of up to one year
- Battery Life - 8 Hours
- Remote Monitoring Capability
- View real time data on TFT Color LCD Display

starting at  
**\$1495**



## HOT OFF THE PRODUCTION LINE


- Built-in Quick Set function guides you in making the right connections (including set-up storage)
- Screen indicates a failure of proper connection and provides instructions for corrective action
- HTTP function allows real-time monitoring and measurement display using a standard web browser
- Lightweight, 4 x 7 inch 19.4 oz unit allows logging in limited space
- Harmonic especially compliant with IEC 61000-4-7 2002
- Power Logger Master Software for PC



Producing High Quality Products For over 78 Years

# HIOKI

3 CORPORATE DRIVE-DRAWBURY NJ  
PHONE: 609.408-9108  
FAX: 609.408-9108  
[www.hiokiusa.com](http://www.hiokiusa.com)



**ISO 9001  
ISO 14001**

FOR A  
CLEAN  
ENVIRONMENT

"We're doing our part"

Cover Art Provided by I-80

Feature **STORY**

- 4** How Beneficial Residential Smart Meters Really Are
- 12** The Adventurous History of Wire Cable
- 18** Understanding an Underground Electrical Cable and Power Cables
- 22** Introduction to Advanced Meter Infrastructure
- 26** Advantages and Disadvantages of Renewable Energy
- 32** 5 Best Renewable Energy Sources

**GROUP PUBLISHER**  
 Jim Barnhill  
 205-733-1343  
 jim@handfmedia.net

**ACCOUNT EXECUTIVE**  
 Rick Harless  
 205-382-7089  
 rick@handfmedia.net

**EDITOR/ WEB DESIGNER**  
 Danny Thompson  
 danny@handfmedia.net

**CREATIVE DIRECTOR**  
 Jacklyn Greenhill  
 jacklyn@handfmedia.net

**ADMINISTRATIVE COORDINATOR**  
 Annie McGilvray  
 annie@handfmedia.net

**FACILITATOR/ LEAD COORDINATOR**  
 Steven Hobson  
 steven@tipsmag.net

**CEO**  
 Christy Hobson

**PRESIDENT**  
 Glen Hobson



Executive and Advertising Offices

951 1<sup>st</sup> Ave. W.

Alabaster, AL 35007

phone: 205-624-3354 fax: 205-624-3354

www.theutilitysource.net

glen@tipsmag.net

The Utility Source™ is published twelve times a year on a monthly basis by H&F Media Group, Inc., 951 1<sup>st</sup> Ave. W. Alabaster, AL 35007 USA. The Utility Source™ is distributed free to qualified subscribers. Non-qualified subscription rates are \$57.00 per year in the U.S. and Canada and \$84.00 per year for foreign subscribers (surface mail). U.S. Postage paid at Birmingham, Alabama and additional mailing offices.

The Utility Source™ is distributed to qualified owners and managers in the industrial industry. Publisher is not liable for all content (including editorial and illustrations provided by advertisers) of advertisements published and does not accept responsibility for any claims made against the publisher. It is the advertiser's or agency's responsibility to obtain appropriate releases on any item or individuals pictured in an advertisement. Reproduction of this magazine in whole or in part is prohibited without prior written permission from the publisher.

POSTMASTER: Send address changes to  
 H&F Media Group, Inc., P.O. Box 1568  
 Pelham, AL 35124  
 PRINTED IN THE USA

**CONDEX**

**APS 75**  
**HYDRAULIC UNDERGROUND PULLING TRAILER**  
 AVAILABLE WITH AND WITHOUT  
**AIR COMPRESSOR & HYDRAULIC JACKS**

- ✓ 7,500 LBS OF PULL FORCE
- ✓ 2,500 FT OF ANTI-TWIST ROPE
- ✓ EASY TO OPERATE INSTRUMENT PANEL
- ✓ INSULATED FOR NOISE SUPPRESSION

344 WINDWOOD DRIVE | BIRMINGHAM, AL 35204 | 205.624.3354 | WWW.CONDEX.COM

# RUGGED DESIGNS

## Straight Talk

Reliable Performance and Real Expertise in Truck Mounted Cranes, Crane Bodies, and Hoists



RUGGED. RELIABLE. REAL.

*Learn More!*

[www.venturo.com/rugged.aspx](http://www.venturo.com/rugged.aspx)



12110 Best Place  
800-226-2238

Cincinnati, Ohio 45241  
[VENTURO.COM](http://VENTURO.COM)




M17593-1433029



\*M17593-1433029\*

54 065 576



CTR /5

PTR /1

Y72300-1



5-200 AMP 120 V 60 Hz 48 KW MAX  
TYPE BLOCK 15 MIN.



# How Beneficial Residential Smart Meters Really Are

By Xander Palmer

There is a lot of buzz about smart meters in the air. What exactly are smart meters all about? They are a meter to measure your utility consumption. Unlike the non-smart one that you have got, it is programmable and the utility companies can instruct it to send the information of your consumption daily or even hourly. This provision of automatic 2 way communication between one and the central system for exchange of information and instructions is called Telemetry.

The importance of taking meter readings is not trivial. Non-smart ones must be read on a regular basis. At the ground level, there usually there are not enough resources for them to be read frequently. Consider a billing cycle. There are hundreds of consumers and a few meter operators who go to check these non-smart meters. There is many times that the meter operators are not able to do a routine check on all the conventional meters in accordance with the billing cycle and some meter readings are not provided to the meter operators. If the customers do not call the consumer services and inform them of the meter readings, then many a times the bills are estimated. This situation is evident mostly in the first summer bill. If the non-smart meters' reading has not been provided, then the bills will consider the winter consumption of gas and electricity as the average consumption and the estimations considered accordingly. Such bills can be 'rude shocks' (as some customers insist). Such issues require regular non-smart meters' reads and accordingly meter reading appointments are booked. While the procedure gets rolling, the customers' billing report gets sent to credit agencies and the utility company also suffers losses due to delayed payments and the subsequent procedures to procure the bill amount.

Also if a utility company would want to know about the peak times of consumption of an area or household on a daily or bi-weekly basis, there is no way to ascertain it accurately. But all of these hassles can be eliminated by the installation of smart meters. They automatically send updates and meter reads to the utility companies on a regular basis. If it is required, then they can send update every hour also. This helps any utility provider to assess peak consumption hours during the day and be prepared to provide gas or electricity in the region accordingly. This information helps them manage the regulation of resources better and therefore not only the efficiency increases, but also there is a better supply to all the customers.

If there is a disruption in the supply at a property, then the first thing that they do is to send a signal to the utility provider, and gets them ready for the situation and also



helps in a pre-emptive prevention measure be put into place. This helps in an enhanced customer experience.

Likewise the collation of data to establish whether there is an outage in the region can be quickly established by smart meters without actually visiting the area. These benefits of smart meters far outweigh their cons, if any.

#### Reasons Why Smart Meters Are Beneficial To Utility Companies

Let us try and understand how the smart meters benefit the customers and utility companies alike. First of all, let us view the usage of smart meters as an alternative to the conventional digital meters that are used to measure the consumption of gas, water and electricity. They are meters which send the consumption information to the utility companies on a regular basis. They eliminate the need of the meter be read manually for billing purposes.

Smart meters are read only under exceptional circumstances when it is assumed that they are not functioning properly. They have been designed to communicate with their hosts automatically, hosts being the service and utility providers in this case. These smart meters help a utility company reduce any issues related to the consumption. Manual reading of non-smart meters has been prevalent but is a time consuming process. Manual resources used for this purpose can be employed in maintenance and other sectors, which also help a utility company to save on time and increase efficiency.

There are many fault elements that are probable in manual reading, especially in case the meter reads are not standardized. For example, in the U.K. there are 2 types of non-smart meters. There are the single read meters for gas and electricity and there are also dual rate meters which provide the consumption information separately for day and night. These are called dual rate meters and have 2 tiers of calculations, one tier more economical than the others. At times it is difficult to read these meters if one is not acquainted with the concept. There are other times when digits can be misread.

The smart meters take care of all such information and remove the possibility of any errors. These meters regularly send information to the utility providers and many a times as frequently as every hour. Many in the same area can be programmed to do so and this kind of data collection is not possible manually at the same time without the use of a singularly large workforce. This regular supply of information helps a utility company keep a check on the consumption trends of a customer or an area and helps it better channel resources in that region. Any outage in the area gets immediately reported with them alerting the utility services as soon as the supply is withdrawn.

They can be installed anywhere within or outside the house and the customers do not have to bear the inconvenience to look for the meter readings in case of any questions. The utility companies have better, accurate and more up to date information with them to inform the customers and do any analysis that is required till the same day. The smart meters allow the efficiency to increase many fold.

They just need to call the utility company and put forth their queries. Smart meters in this manner help provide a good experience to the customers. The utility companies can keep a check on the customers using these smart meters only.

#### The Technology Behind Dual Fuel Smart Meters

The smart meters are being said to bring about the next revolution in the utility supply scene. They are often referred to as electrical meters in some parts of the globe and are digital smart meters which have been created for remote access and exchange information.

They usually comprise of real time sensor technology that evokes responses in them. They are called smart meters because at any point in time, if there is a power outage or deteriorating quality of electricity or gas that is being supplied to the property, they are able to detect the change and relay the information to the service providers for them to get it logged and in response a solution be designed and implemented to do away with the issue.

There is another provision in their which is referred to as Automated Meter Reading. This is the technology which assists in the automatic consumption, diagnostic and status data to be automatically collected and transferred to a centralized database for billing purposes. This is the data regarding the consumption of gas, electricity and water. This is the feature that allows them to take and store the meter readings at designated regular intervals. This eliminates the need for manual reading of the non-smart ones. Also all this information sought by them are used in different kinds of analysis by the utility companies. This technology for them is based on radio frequency as well as power line transmission, whichever convenient.

As a part of Advance Metering Infrastructure, they include features that help in collation of data that can be used to ascertain many details with regards to the energy consumption. The data gathered by the smart meters is used to analyze and measure the energy usage. This measurement also helps the utility companies assess how to control production and supply and in course increase efficiency in ensuring supply. This system allows interaction between smart meters installed for gas, electricity, heat and water. This communication from smart meters can be prompted as a response to a request or in accordance with a predefined schedule.

The resources used in the advance metering infrastructure include software, hardware, energy display and controllers, systems associated with customers, communication systems, Meter Data Management Software, network distribution business systems, Meter Data Management Softwares etc. This technology is based on the amalgamation of all these systems to create a unique domain design where at the prompt of a button the information regarding the customer till that day is made available accurately. The smart meters are the end result of this technology collaboration.

The necessity to create the smart meters system has arisen out of the need to increase efficiency and regulate energy supply effectively to control the spiraling and fluctuating costs.

The objective of the process is to be able to gather real time information from the smart meters and analyze it to assess the consumption trends. These trends can be detailed right down to the peak usage daily and therefore allow the utility companies to predict a need and a shortfall in a particular area and



# SPECIALIZED CUSTOMER-DRIVEN SOLUTIONS.



Dur-A-Lift, Inc. manufactures telescoping and articulating aerial personnel and material handling lifts for many needs. Dur-A-Lift's experience, quality & dependability shows in every product that leaves the factory. We pride ourselves on unsurpassed service both during, and after the sale.

At Dur-A-Lift we base our success on our customer's successes. By fostering mutually beneficial relationships with our customers on a personal level, we gain the ability to truly understand their needs. Call us today and let us put our experience, quality, dependability & service to work for you!

EXPERIENCE. QUALITY. DEPENDABILITY & SERVICE.

# **DUR-A-LIFT**®



[www.facebook.com/pages/Dur-A-Lift-Inc/282784072750558](http://www.facebook.com/pages/Dur-A-Lift-Inc/282784072750558)

PO Box 20, Georgia, IA 51227 • Toll Free: 1-877-4-DURALIFT • [www.dur-a-lift.com](http://www.dur-a-lift.com)

the smart meters are the key to data collation and transfer.

### Reasons Why Smart Meters Reduce Billing Issues

Smart meters help reduce any billing issues and can also help in keeping your credit ratings good. This statement is not debatable. The benefits of them have been identified as huge and this is why the United Kingdom government has vouched to have smart meters installed in all the homes by 2020!

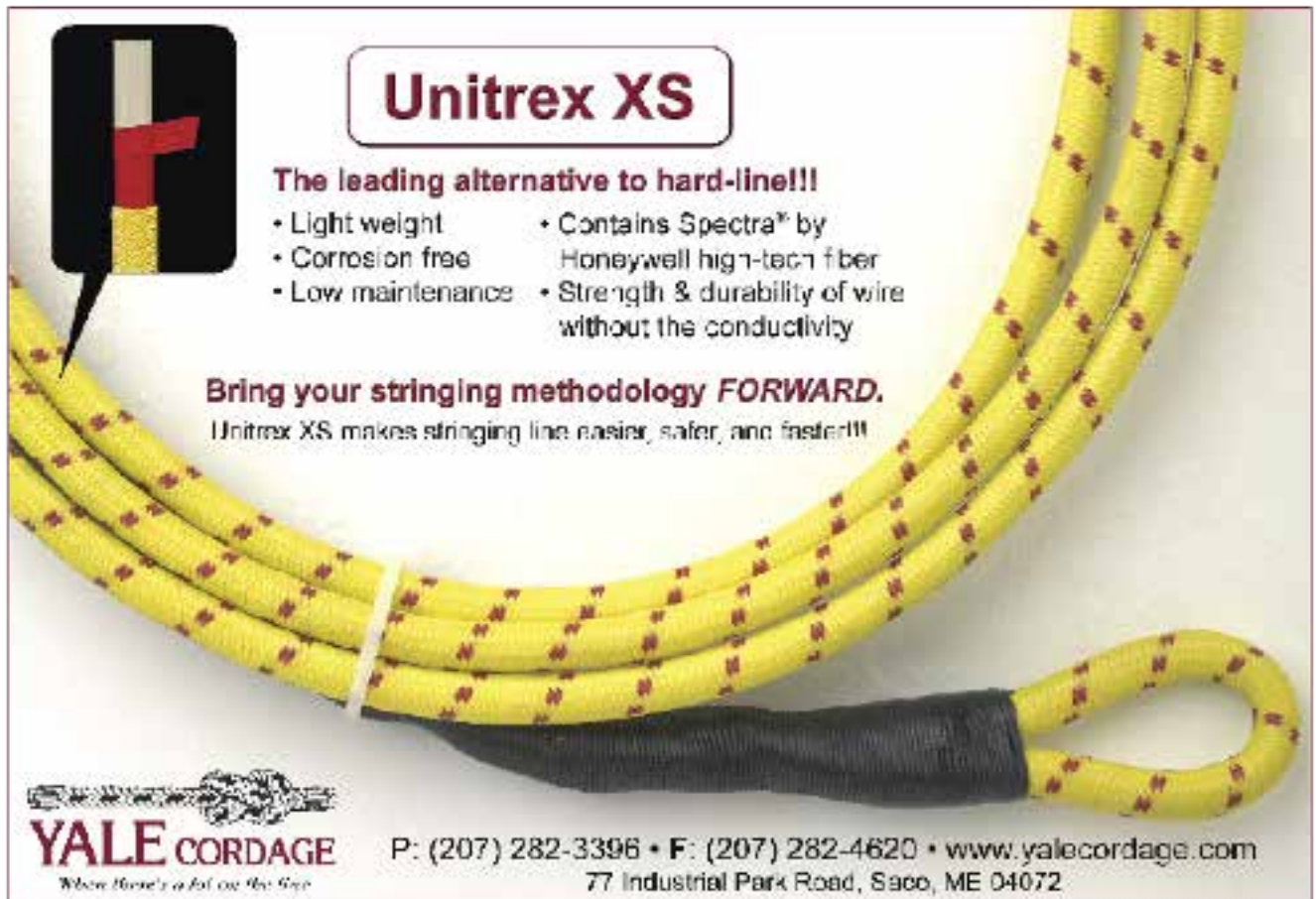
How do they help in reducing the issues related to the bills? Consider the situation where you have normal electricity or gas non-smart meters installed. Assume that you have a quarterly billing facility available. This means that your bill gets generated every three months. You expect that a meter operator would come around to read the meter which is installed outside the property. But if you have talked to your utility service provider earlier about this, you will be surprised to know that most of the times the meter operators do not visit the property and taking the non-smart meters' reading as a routine is more a responsibility of the consumer.

Many times the consumers forget or are unaware of the fact that they have to provide the non-smart meters' readings for an accurate bill. Once every three months, if the bill is assessed due to estimation for the lack of an actual meter reading, then the bill amount might differ vastly than the customer would have expected. This would lead to billing disputes and in cases where the customer is not able to reach the non-smart meters' location, take a lot of time to resolve.

This issue can be effectively be resolved by the installation of smart meters at the property. They automatically send the reading to the supplier and the customer always invariably receives the correct bill every time. There are many utility companies which are linked with credit agencies. This means that if a utility bill is not paid in time, then the customer's credit scores get affected. This happens a lot of times when there is a billing dispute regarding the meter reads. With them eliminating the meter reading issue, the customers will pay in time and hence their credit ratings will stand good.

Consider the other situation where a consumer has just paid a winter bill and the next summer bill is estimated on the winter consumption. More often than not, the customers blame the utility companies for incompetence for not having read the non-smart meters properly. This is also one of the major causes of the customers changing utility brands. Late final payments in these cases have been a major source of credit scores being affected adversely. They help eliminate that problem as well. With the last day of supply being made available, the bill can be assessed accurately for that date and even though the customer might have left the property earlier, the final bill is generated spot on.

The smart meters therefore eliminate bill and meter reading related issues and therefore customers are persuaded to pay their bills in time. This is a positive both for the customers and the utility companies as the revenue inflow becomes more efficient and on the other hand, the smart meters indirectly help maintain the customer's credit scores.



**Unitrex XS**

**The leading alternative to hard-line!!!**

- Light weight
- Corrosion free
- Low maintenance
- Contains Spectra<sup>®</sup> by Honeywell high-tech fiber
- Strength & durability of wire without the conductivity

**Bring your stringing methodology FORWARD.**  
Unitrex XS makes stringing line easier, safer, and faster!!!

**YALE CORDAGE**  
*When there's a lot on the line*

P: (207) 282-3396 • F: (207) 282-4620 • [www.yalecordage.com](http://www.yalecordage.com)  
77 Industrial Park Road, Saco, ME 04072

# HUGHES BROTHERS, INC.



*Hughes Brothers, Inc. now has 500,000 square feet of manufacturing space to serve the Electric Utility market.*

COME SEE US AT IEEE, BOOTH #5517



[WWW.HUGHESBROS.COM](http://WWW.HUGHESBROS.COM) MADE IN THE USA

# GPS INSIGHT FLEET & ASSET TRACKING SOLUTION



Your helping hand in fleet management

*The Premier*  
**TRACKING SOFTWARE FOR YOUR FLEET**



866-477-4321

gpsinsight.com



# Use Electricity to heat your floors and add comfort to your home!

- Electric radiant heat underlayment panels ideally suited for floating laminate and engineered wood flooring.
- Revolutionary wireless configuration, combining over 30 years of electric radiant heat science for a gentler, more even heat distribution.
- World's easiest radiant heat system to install uses no thinset or self-leveling mortar. Roll out, cut to fit, run lead wires to a programmable thermostat, if desired.
- Maintenance free and Saves money by consuming up to 50% less power than traditional wired systems.

**NEW!**

# Perfectly Warm

RADIANT HEAT UNDERLAYMENT

Searching for Dealers & Distributors nationwide



global products L.L.C.

(888) 379.9695 [www.perfectly-warm.com](http://www.perfectly-warm.com)

Heat your FLOOR for PENNIES a day!



PROUD MEMBERS OF





# The Adve History of V



# enturous Wire Cable

By Michael Atma

If you look back a couple of hundred years to the beginnings of wire cable you'll be able to look at the very colorful history of how it began from its humble beginnings as a telegraph cable in 1795 to the miracles of modern technology today. But first of all, let's look at where it all began and what sort of companies have supported its growth.

There is a perception that companies either developed the technology themselves, or improved on what was already there. Most individuals, however are astonished to find out that wire-cable's humble beginnings took place as early as the eighteenth century - and even though it was experimental and not readily accessible, scientists were still using it to transmit signals with varying distance success. So what were the defining moments in the history of wire cable? The following is a brief summary of the most notable:

=> 1795 (Don Francisco Salva) - first recorded account of the use of paper as an insulating material - Salva wrapped each wire in paper, coated it with pitch, tied them all together then wrapped the whole cable in more paper to prevent the lateral escape of electricity. The result was the laying of a 26-mile long telegraph cable between Madrid and Aranjuez which actually transmitted signals.

=> 1809 (S.T. Von Sommering) - Sommering was able to transmit signals and messages through a length of one thousand feet of multi core cable - he did this by initially coating each copper wire with gum lac and covering it with a silk-thread, then he bunched the wires together and yet again coated those wires with more gum lac. This system was used to eventually transmit messages up to 10,000 ft between transmitter and receiver.

=> 1832 (Baron Von Schilling's electromagnetic telegraph) - toured the Far East and the Continent for several years from 1832 using a model of the telegraph to demonstrate its capabilities. In 1836, the Russian Emperor Nicholas, comprehending the more practical applications of the telegraph, approved and appointed the commissioning of a line between St Petersburg and Peteroff. It was part submarine cable laid along the bottom of a canal and part above ground with the wires suspended from posts. It was so successful that the Russians planned to lay the first submarine cable along the Gulf of Finland (unfortunately Von Schilling died in 1837 so this didn't occur).

=> 1837 (Cooke and Wheatstone) - received the first patent for the development of insulated wires and cables - Illustrated the process (or system) by digging a trench 2 miles long and burying the cable-wire in it. The copper wires were laid in long wooden baulks painted with a preservative tar compound and buried in the trench, which was then filled with pitch. Wheatstone, stationed at Euston, sent a message to Cooke at Camden Town, and was ecstatic when he received an immediate reply.

This was the Age of Invention, and many more exciting developments followed. The work of these tenacious and dedicated engineers and scientists laid the groundwork for the wire cable we use today, and for the success of many who help us apply the benefits of the technology, unheralded and mostly unappreciated.

The late 1830's saw the introduction of a new natural mate-

rial that proved to be an ideal solution to making wire cable waterproof - "gutta percha," a natural polymer made from the milky sap of the gutta percha tree, a native of the Pacific Rim countries.

Gutta percha solved the problem of moisture getting into the land-laid wire cables. Samples were sent to Germany by Carl Siemens to his brother William, who suggested to the Prussian Telegraph Commission that experiments be conducted to assess its qualities. As a result, the first underground telegraph cable was laid between Berlin and Gross Beren in 1848.

In 1850 the Brett Brothers gained a contract to lay a cable across the English Channel and on 28 August the cable, weighed down with lead weights, was dropped over the back of a steam tug, starting from Dover and coming ashore on the French coast later that day. A signal was sent immediately, and received, but the message was gibberish, due to what we now know as induction. Unable to remedy the situation, both sides left for the evening, only to find when they came back that next day that the line was dead. Apparently, a French fisherman brought the cable up in his nets, and thinking it valuable, cut it in half and hauled as much of it into his boat as he could.

A much more heavily constructed cable was laid the following year which was successful and was followed by:

> Dover to Ostend - 1853 (England to Europe).

> Orfordness to Scheveningen - 1853 (England to Europe).

> England to Ireland across the Irish Sea - 1853.

> Holyhead and Howth (England to Ireland) - 1854.

> Black Sea to the Crimea - "The Black Sea Cable" - three hundred nautical miles - providing quick communication between British forces in the Crimea and England.

Cables across the Atlantic -

Following the success of the submarine cables over these distances, the Americans became interested in the prospect of joining the Old and New Worlds by submarine wire cable. Funds were raised for this ambitious scheme and two British companies were each contracted to supply 1250 nautical miles of wire cable which took six months to manufacture.

The 1857 expedition was abandoned when the cable became entangled in machinery and snapped. It was recovered, and in 1858 work resumed, but this time, the two ships would approach each other from opposite sides of the Atlantic and meet in the middle. The worst Atlantic storm in many years almost sunk one of the ships, but the rendezvous was finally reached. However, the operation didn't so smoothly, and several attempts had to be made to splice broken cable. With the wire cable finally joined, the first signal was made on 6 August 1858.

With over 20 years experience you can expect the fastest response times across the widest range of products for Cable Laying in Telecommunications, Energy, Major Infrastructure and Mining Industries, Cable Laying Products (CLP) <http://www.cablelaying.com.au> have one of the largest ranges of Wire Cable Products in Australia and New Zealand.



# Shoo-pin™

## Flex-Cable Adapters

*PT-FX Series adapters are designed to terminate high-strand flex-cable (locomotive, mining, welding) to machinery, panels, and transformers. The pins fit mechanical set-screw type connectors and are sized for the current carrying capacity of the cable. These adapters feature the Greaves flared Shoo-in™ barrel-opening design for easy cable insertion. Insulating covers are provided.*

### Wherever flex-cable terminates in a set-screw lug:

- Telecommunications
- Construction Sites
- Drilling Platforms
- Theme Parks
- Locomotive
- Welding
- Marine
- Mining



# GREAVES

[www.greaves-usa.com](http://www.greaves-usa.com)

800-243-1130



# North America's La



**Lift-All LOM10-55-15-2003 GMC C7500 4x2 Bucket Truck**  
 Double Over-Center, 1000lb Material Handler, 4x2 Bucket Truck, Stock # 914568,  
 Vehicle Make- GMC, Vehicle Model- C7500, Odometer Miles- 108,276,  
 CAT 3125 Diesel, 246 Horsepower @ 2,300rpm, 720lbs of Torque @ 1,450rpm,  
 Allison Automatic Transmission, Push Button PTO.....**\$58,500**



**Versalift VST-2401-2004 Ford F-750 4x2 Bucket Truck**  
 Under Body Frame Stabilizer, Under C/D, 4x2 Bucket truck, Stock# 106795,  
 Vehicle Make- Ford, Vehicle Model- F-750, Odometer Miles- 14,585,  
 CAT C7 Diesel, 250 Horsepower @ 2,400rpm, 800lbs of Torque @1,440rpm,  
 Allison Automatic Transmission, Push Button PTO.....**\$51,000**



**Altec AM855-2004 Freightliner FL80 4x4 Bucket Truck**  
 2,000lb Material Handler w/Hydraulic, Ext. & Tilt, Stock # M31142CA,  
 Odometer Miles- 03,017, CAT 3125 Diesel, 246 Horsepower @ 2,300rpm,  
 620lbs of Torque @ 1,450rpm, Allison Automatic Transmission,  
 Push Button PTO w/Master Switch.....**\$75,250**



**Altec L42M-2007 Chevrolet C7500 4x2 Bucket Truck**  
 1,500lb Material Handler w/Hydraulic, Stock # 401471, Odometer Miles- 107,124,  
 7.0L Duramax Diesel, 320 Horsepower @ 2,200rpm,  
 650lbs of Torque @ 1,600rpm, Allison Automatic Transmission,  
 Push Button PTO.....**\$59,500**

# Largest Used Bucket Truck Dealer



#### **Elliott ECA-A-411-A-2002 Ford F-350 4x4 Bucket Truck**

Aluminum Utility Harbed Body, 4x4, Articulating Telescopic, 4x4 Bucket Truck.  
Stroth Diesel, Vehicle Make- Ford, Vehicle Model- F-350, Odometer  
Miles- 84,770, 7.5L Turbo Diesel, 275 Horsepower @ 2,800rpm, 525lbs of Torque  
@ 1,600rpm, Torque Shift Automatic Transmission, Push Button PTO..... **\$44,500**



#### **Alltec AP45-2000 International 4700 4x2 Cable Placer**

Cab 2 Basket Communication, Dual Rollers, 800lb Side Load Cap.  
Stock # 694012CA, Odometer Miles- 0165, DT466C Diesel,  
230 Horsepower @ 2,300rpm, 620lbs of Torque @ 1,450rpm  
Alltec Automatic Transmission, Push Button PTO..... **\$58,500**

## **Used Bucket Trucks... and a whole lot more!**

- Bucket Trucks
  - Digger Derrick Trucks
  - Forestry Trucks
  - Grapple Trucks
  - Boom Trucks
  - Utility Trucks
- 200,000 Mile Extended Warranties Available\*
  - Quality Reconditioned Trucks You Can TRUST!
  - Nationwide Delivery & Financing Available\*



## **Call or Visit Now!**

**888-949-3701**

**[www.i80equipment.com](http://www.i80equipment.com)**

\* Certain restrictions apply. Ask your sales rep for details.



# Understanding an Underground Electrical Cable and Power Cables

By Chris G Bell

Quality and safety should be the basis in choosing an underground electrical cable. This is to ensure that the product will perform to its fullest while giving an assurance that it can offer enough protection to people.

There are two choices when it comes to underground electrical cable. You can either buy a tray cable or an underground UF-B cable. The comparison of the two products is as follows:

- **Tray Cable.** This product was made to stand against many conditions including extreme heat and direct sunlight exposure. It can also withstand weathering and humidity which is the reason behind the formation of moisture. When no proper protections are given, these conditions can weaken or destroy the capacity of electrical cables. Moreover, it can also be hazardous to people's health. Worse, it can lead to death.

The secret of Tray cables lies behind the materials used in producing them. The primary material used in producing



FT-C70  
Anchor Points



Proudly manufactured in the USA

## Uni-Lite™ Carbon Fiber Tower

A lightweight, elevated three person tie off that's ideal for substation work. It is rated for 3 persons at 900 lbs MAF

This patented tower can be installed using several different base plates or clamps including our new ACR series: manyway clamps



ACR series

Tray cable is the stiff copper wire. Copper wire has been noted for its underground purposes. In addition, it is non-expandable and non-elastic as well. These properties are the reason why stiff Copper wire can be easily installed and used.

What's more, stiff copper wire is an ideal choice for power signal transmission since it can minimize the effect of interference. That is why you can find Copper wire when connecting wire ways, channels, trays, furrows, gutters, trenches, tracks and conduits. However, the used of Tray cable is not limited to underground uses. It can also be used for area with poor ventilation. So it can also be used for ladder type cable trays and for raceways. It can be used underground yet it can also be utilized for environments that do not have covers, ranging from very dry to damp or moist.

The product is available in two, three, four and five conductor cables. These are all color coded for easy recognition. However, the five conductor cables are coded in a different way as it uses the alphanumeric method of coding.

- UFB cable is an underground cable used directly in the ground without conduit. Sometimes underground electrical wire is used in conduit too, which can protect the cable for a longer period of time, but it's definitely not needed. UFB cable has the tough outer jacket to withstand the underground abuse.


Underground UF-B cable has a proven track record when it comes to quality. This is due to the fact that the manufacturers made it certain that the product passed the standards set by different agencies including the National Electrical Code. Moreover, they have many versions available to consumers. The products are made with 2 to 3 conductors. These conductors are also made from Copper wires.

Moreover, it is available in 6, 8, 10, 12, and 14 awg. Underground UF-B cables are also made to stand extreme weather conditions. You can also save up on insulators as these products are insulated. This is to offer protection to people.

In conclusion, whether you choose tray cable or the underground UF-B cable for an underground electrical cable, you are assured that is made from the finest materials. There is also an additional protection such as insulation which is provided by the manufacturers.

WesBell Electronics Inc stocks underground electrical cables and many other types of outdoor and underground power cables. Our UF-B Cable can be used as a direct burial cable without conduit where as MC Cable can only be used outdoors and in conduit.

## Drain Your Engine Oil With the Touch of a Finger



**CLOSED**



**OPEN**



### Engine Oil Drain Valve


is a quick release ball valve that replaces standard crank case oil drain plug. Install this valve and you can drain your engine oil without tools and without mess. Simply turn the lever to drain oil. Locks closed and double sealed to prevent leakage. Two million sold worldwide.

[www.FumotoUSA.com](http://www.FumotoUSA.com)

Fumoto Engineering Of America  
2729 152nd Ave. NE  
Redmond, Wa 98052  
Phone: (425) 869-7771  
Fax: (425) 859-2558  
Email: [fumotousa@msr.com](mailto:fumotousa@msr.com)

# UTILITY METALS

Manufacturing products  
you can look up to!



- UTILITY METALS...  
Manufacturers of Quality:
- Area Lighting Poles
  - Lighting Brackets
  - Traffic Sign Structures
  - Traffic Signal Structures
  - Custom Manufacturing



New  
10' 5/8" x 4" Pole  
• 4' Square  
Steel Pole  
• 20 ft. Long  
• Powder Coated  
Dark Bronze  
In stock! In stock!  
• South, NY  
• Mid, Tenn, TN



UTILITY METALS  
A Division of Fabricated Metals LLC.  
P.O. BOX 9054  
LOUISVILLE, KY 40209  
800•627•6276  
502•368•6681  
Fax: 502•368•2656

UTILITY  
METALS



Made in U.S.A.



# Introduction to Advanced Meter Infrastructure



26315221

WEATHER PROOF

kWh

0 0 0 0 0 0

5

MADE IN THAILAND

ATTHOUR METER  
SINGLE PHASE 2-WIRE

CLASS 2.0  
TYPE FA33 M


20 V 5(15) A 50 Hz

1200 rev/kWh

2009



-  
+



+  
- ) F.L



PLIED BY PROVINCIAL  
ELECTRICITY

By Ryan R Rudman


Advanced Metering Infrastructure (AMI) presents itself as an alternative metering methodology. The original intent behind the methodology was to enable Automated Meter Reading (AMR). As a result both these terms have become common within the industry, a point which leads to much confusion.

Historically speaking AMR is the predecessor of AMI. In other words the methodology and technologies used in AMI were born out of the methodology and technologies of AMR. For purposes of our discussion we will therefore focus on AMI. However, one needs to have some insight into both methodologies in order to have a complete picture of AMI. The basis for both methodologies is founded in the principle that using specialized devices and communications methods it is possible to collect data from metering equipment without having to physically read or interact with the metering device.

Generally speaking, AMR refers to the ability to collect data from electricity, gas and/or water meters remotely and automatically via several different communications networks, including RF wireless, power line carrier, telephone, and other ways. The term AMI extends our understanding of AMR to refer to a system that is capable of collecting detailed energy usage data more frequently. It also implies that there is a bi-directional communication channel between the meter management system and the devices. Having a bidirectional communication channel the AMI methodology immediately opens the scope of capabilities since it allows data to be received and transmitted between the metering equipment and the meter management system.

In addition to the networked nature of AMI technology there is another key difference when compared to STS technology. Where communication within


the STS methodology is based on Tokens that are entered into a metering device, communication within the AMI methodology is performed in-band to a communication link. The implication of this is that there is no need to enter tokens to AMI metering devices. Instead, information such as how much power you have purchased is automatically communicated to the meter using the in-band communications system.



***Gator Rock Bit, Inc.***

***FASTER, SAFER, EASIER,  
ROCK DIGGING, GUARANTEED***

***Digging Rock is Tough Work.  
Rok-Away Bits Can Make  
It A Lot Easier. With Their  
Unique Patented Designs  
They Will Cut Through And  
Remove Rock A Lot Easier  
Than Any Other Auger Can.  
GUARANTEED!***



***ROK-AWAY®***  
ROCK BITS

Another fundamental difference between STS and AMI is that STS is only intended as a method for prepayment. STS cannot be used to manage post-paid billing. This is very important and you should read this paragraph again, as the implications on sectional title metering can be far reaching once this seemingly small difference is understood. AMI, with roots in AMR, was originally designed to automate the meter reading process and supply this information to a local authority so that they may present a bill to their customer.

It was not designed to manage prepayment billing, it was simply designed to collect data and present it for billing.

For this reason most AMI meters do not have any prepayment features. This is the exact opposite to STS which was designed and still functions ONLY as prepayment system. The logic of prepayment therefore in AMI must be handled in software at the meter management system.

The meter management and vending service offered supports both STS and AMI compatible metering systems. As a result they can offer customers a choice of STS and AMI technologies. As previously mentioned and emphasized, for customers using AMI systems can offer both prepaid and post-paid billing options.

While AMI presents many benefits over STS it is not without drawbacks. The main drawback of AMI is that it cannot be deployed as readily as STS. The reason for this is that a communications network must be established before data can be collected from meters to one or more devices known as Data Collectors.

Then, assuming that the communications network is in place and meters can talk to their Data Collectors, the Data Collector must be able to communicate with the meter management system where decision making can be performed. This is not difficult to achieve, the contrary is quite true. However this does increase the cost of deployment for AMI. It also increases the operational cost as data needs to be communicated to and from the data collection devices and the meter management system. All this communication means is: that there is an operational expense for data costs.

Ryan R Rudman writes for <http://www.PrepaidMeters.co.za>. PrepaidMeters.co.za is a leading sub-metering service provides operating in South Africa and internationally.

**Strength of Experience**

- GREEN ROOFS
- EROSION CONTROL BLANKETS & BERMS
- TERRASEEDING\*
- LANDSCAPE MULCHING & LAWN INSTALLS
- PLAYGROUND SAFETY SURFACES

For nearly two decades, erosion control and landscape contractors have counted on Express Blower machines to help them save time and labor, and to expand into markets previously unimaginable.


Join the EB family of companies. Call us today.

*Express Blower*

**800-285-7227**  
[expressblower.com](http://expressblower.com)

Express Blower®, Terraseeding®, and the Express Blower design logo are trademarks of Express Blower, Inc.

Scan to go to our Facebook page!



# Advantages and Disadvantages of Renewable Energy

By Steve D Evans

Renewable energy is really the generation of power in useful forms from natural sources such as the sun (solar energy), wind (air currents), water (hydro, waves, currents etc.), biological (biomass) and the earth itself (geothermal). This is an inexhaustible supply and technologies are evolving to make use of these processes for conversion to usable energy.

One advantage unique to renewable energy but not fully appreciated is the phenomenon of community renewable power project. Community renewables projects can be a great force for social cohesion, and they can create a wide range of social benefits that transcend the economics of a particular project. These advantages include decreased dependence on foreign natural gas and oil, a power infrastructure that is far less subject to large-scale disruption or terrorism because of its distributed and diverse nature, local control of generation facilities, creation of much needed high-quality jobs in rural areas, and a supplemental revenue stream for agricultural community members that allows them to maintain their rural lifestyle. These projects include projects as diverse as willow coppicing and gasifying the wood chip produced, using power plants built mostly on farms, to community anaerobic digesters processing the food and organic waste of a community feeding electric power into the local power grid and hot water via CHP schemes into their homes for low cost heating.

Wind power is an example of a power type which can take jobs and revenue to remote communities which have otherwise been declining. A large wind farm can create dozens of secure long term jobs.

The relative price of renewable fuels is now much lower, so the incentives are there to invest. Wind power is a typical example where investors are receiving good yields and are likely to do so for many years to come. The term alternative is used to contrast with fossil fuels according to some sources. Wind turbines can be situated on land or off-shore providing many more sites.

Wind energy is the fastest growing energy resource in the world and can economically produce scalable renewable power to meet growing energy demands. In the US, wind power could produce up to 25% of our nation's energy needs and we think this is a good thing.

Biomass energy comes from plants and trees. Wood is the largest source of biomass energy. However this form of energy can be implemented badly, and if it is it can be inefficient and destructive. One example is if biomass is burnt but the forests are not replanted.

To power a large proportion of the United States by biomass, vast areas would need to be taken from food production and harvested annually to feed our energy cravings while food prices would still rise higher and higher.



Biodiesel use is small now, but its use in diesel engines and for heating is increasing. Biodiesel and bioethanol do produce carbon dioxide when they are combusted in a car engine. However, crops used to make it do re-absorb that carbon dioxide as they grow. This biofuel is competitive with regular diesel fuel within a local market. A market worldwide for this product of methane is developing very quickly. Europe is now the largest biodiesel market in the world.

Biodiesel and ethanol, for example, is being combined with gasoline for cleaner transportation fuel.

While we are on the subject of combining technologies to give useful results. Sunlight is being collected and is being combined with standard electric lighting to produce hybrid solar lighting, a new development in solar technology.

Geothermal Energy can be used much more than it has been to date. Geologically derived energy of this sort is produced by heat from sources below the Earth's surface. For electricity generation, steam created by these underground heat sources is used to spin turbines. Geothermal energy uses hot water deep within the earth's crust to spin turbines and produce power 24 hours a day, seven days a week. It produces few carbon emissions and can re-inject used-water back into the earth to be used again, making it fully sustainable.

Solar power is generated when utilities are in highest demand - in the middle of the day. In terms of the energy to make these

solar cells, it is said that in about the same time it takes to pay them off - four to five years - the cells provide back the energy that was required to make them in the first place.

One place in which solar energy is being heavily used is Hong Kong. Solar energy is abundant in Hong Kong's sunny climate, and easy to use. However, you can consider replacing your existing water heater with a new solar hot water heating system located on the rooftop of your building, even if not in a hot country. The reduction in available solar energy between equator and poles is not a great as most people seem to think. Solar thermal power stations operate in the USA and Spain, and the largest of these is the 354 MW SEGS power plant in the Mojave Desert, but solar is still worthwhile in more temperate climates.

Finally, there is the potential for much more thermal electric energy to be captured, where the sun light is reflected and focused using a huge parabolic mirror. This reflected light energy can then be used to heat water to create steam which can be used to drive a turbine to produce electricity just like in a conventional power plant.

Steve Evans is a renewables writer and expert. Visit his other web sites. See the biogas digesters web site to find out much more about this fascinating and rapidly developing subject.



**4D Excavator Attachment**  
Equipment for maximum profitability from your excavator

**719-330-7124**  
[www.4dexcavator.com](http://www.4dexcavator.com)



# Get Cool!

**Extend transformer life!**

**Increase transformer capacity up to 166%!**

- expert technical assistance
- low sound levels
- energy-efficient motors
- large inventory
- one-piece cast aluminum blades
- galvanized or stainless steel guards

**KRENZ-VENT**  
quality engineered, performance tested

[www.krenzvent.com](http://www.krenzvent.com)



Towmaster's Hydraulic Tail trailer has quality features built to stringent Towmaster specs. It features a T1 steel large outer frame design with the axles attached to a sub-frame and junior I-Beam cross members to tie it all together. This trailer includes a hydraulic operated two-piece bed with a low load angle for hauling low ground clearance types equipment. An optional hydraulic deck ramp allows equipment to be loaded onto the 8-foot top deck. A hydraulic winch can be installed to pull equipment onto the deck.

The hydraulic operated front-end tail design features a diamond plate metal apron with wood ramps to aid in loading. Spare pockets and tie-securing parking screws are standard equipment.

Driver's side controls make it easy to operate the functions. All lights on the trailer are long-lasting LEDs and the trailer is finished with two-component, chemically-resistant, polyurethane primer and top coat.

More information can be found at [www.towmaster.com](http://www.towmaster.com) or call Towmaster at 800-462-4677.

# AMERICA'S BEST TRAILERS



Towmaster is the trusted brand for auto, construction and equipment hauling. Recognized Limited Lifetime Frame Warranty. 20 years. Same deal. Copying a Towmaster trailer is a sound investment. Visit [www.towmaster.com](http://www.towmaster.com) for more trailers. Towmaster.

BUILT THE WAY YOU NEED THEM



DROP-DECK TRAILERS • TILT BEDS • DECK-OVER TRAILERS • GOOSE-NECKS • LOWBOYS • HYDRAULIC TAIL  
 MORE MODELS • MORE OPTIONS • MORE CHOICES

DOWNLOAD OUR NEW APP!

View and purchase Towmaster Trailers "As Seen" in the Store App Store or Google Play Store



TOWMASTER.COM



# WERE ON FACEBOOK!

[HTTP://WWW.FACEBOOK.COM/THEUTILITYSOURCE](http://www.facebook.com/theutilitysource)

A hand is shown from the bottom, with the index finger pointing upwards towards a central button. The button is rectangular with rounded corners, has a white border, and contains the word "Like" in a bold, blue, sans-serif font. The background is a dark gray gradient. Scattered throughout the background are numerous white-outlined squares of various sizes, some overlapping, creating a digital or social media aesthetic.

**Like**



# The promise of solar is no longer just a promise. Light it up.

Solar power is here and now. And it's not just the environment that profits. Learn how solar builds business in New England and across the U.S. during three enlightening days of exhibits, education, and networking. The most inspiring ideas. The most advanced products and innovative technology. The most exceptional networking. If it's happening in the PV market, it's happening at PV America. Shouldn't you be there, too?

**Register today at [www.pvamericaexpo.com](http://www.pvamericaexpo.com).**



## PV America • June 23-25, 2014

Boston Convention & Exhibition Center • Boston, Massachusetts



*Laser focus. Bright future.*

POWERED BY:





# *Best Renewable Energy Sources*

---

# LEAVE YOUR MARK ON THE WORLD NOT YOUR FLOOR.

---

Heavy-duty custom molded floor mats.  
Built by truckers for truckers.

[WWW.MINIMIZER.COM](http://WWW.MINIMIZER.COM)

800.248.3855



FAMILY OWNED | SINCE 1984

By Jon Strom

Renewable energy sources no longer represent an economically viable dream of the future. They are here now, being implemented on mass across the globe. From Japan to Argentina, South Africa to Norway, nearly every country has a policy to generate at least 10% of their energy from renewable energy sources by 2020.

In this article we bring you a list of renewable energy sources, and summarize the 5 best renewable energy sources.

### 1) Solar energy

The sun is the ultimate source of almost everything that is alive on this world. The sheer quantity of energy that it releases means that solar power has the potential to be the biggest renewable energy resource.

The big challenge of course is to develop products which are capable of viably turning this energy into power, and in recent years big leaps have been made in this field. It is now possible to purchase solar panels from Chinese companies at half the price of just 3 years ago, and which are twice as efficient.

### 2) Geothermal energy

There is an immeasurably large amount of heat circulating up from the earth's crust, as the earth's core is super hot - about 70,000 C. Just under the crust is vast amounts of hot water, and by pumping this water up to the ground this energy has been tapped into in many countries in the form of Geothermal power stations, particularly in areas where the crust is thin. Individual homes have also tapped into the energy source and use it for heating and cooling.

### 3) Wind energy

Yet another unlimited source of power, wind power generators (turbines) have actually been around for many decades. One of the simplest ways to generate power from a renewable source, it does however require a lot of land to install wind turbines. The acquisition of suitable land has severely limited the application of wind energy. However, now a lot of research is been put into to developing wind turbine farms offshore.

### 4) Ocean energy

This includes wave energy and tidal energy. Both of these turn the movement of water into power. Wave energy buoys use the up and down movement of waves to compress air in and out of a cylinder which then powers a turbine. Tidal energy typically uses a large barrage which traps water as it ebbs and flows, and then passes over a turbine to

generate power.

### 5) Biomass energy

This means exploiting the energy inherent in any living thing, typically plant material, such as oilseed rape. The material is specially grown and then burnt to generate electricity. Alternatively, it can be directly used as a fuel for vehicles. Biomass energy sources are effectively used like fossil fuels, but they are carbon neutral, as they release only the amount of CO2 that they absorbed when alive.

All of these energy sources are being heavily researched as we speak, and it follows that they will become yet more economically viable over the next few years. Finally, humanity is ready to move away from fossil fuels - but are the politicians ready?

Jon Strom is a writer for the green energy and green investments blog <http://www.bionomicfuel.com/>. Click here for a rich variety of articles on renewable energy sources.



**STEELMAN INDUSTRIES, INC.**

*Built to last since 1957!*

### Rotary Phase Converters

- Provides 3-Phase Power When On y Single Phase Service is Available
- Single or Multi-Motor Applications
- Available in Indoor (ODP) and Outdoor (TEFC) Models

**Steelman Industries, Inc.**  
2800 Hwy. 135 (P.O. Box 1461)  
Kilgore, TX 75662  
800.337.5827 • 903.984.1384 fax  
[www.steelman.com](http://www.steelman.com)

Since  
1977

auger  
manufacturer

QUALITY

Rock Augers Come Equipped With Heavy Duty Hex Collars

D.O.M. Hydraulic Tube (85,000lb. Tensile)

3/8" Thick Prime Steel Flighting (20% Thicker Than Most)

Gusset (extra flighting start) For better balanced start and added strength.

Carbide Teeth We carry a full line of wear parts including drill, bullet/rock teeth, etc.

AUGER SIZES		
BOLT ON DRILL OR CARBIDE	BOLT ON BULLET	ROCK
8"	N/A	8"
8"	N/A	8"
10"	N/A	10"
12"	N/A	12"
14"	N/A	14"
16"	16"	16"
18"	18"	18"
20"	20"	20"
24"	24"	24"
30"	N/A	30"
36"	N/A	36"
42"	N/A	42"
48"	N/A	48"

Ask us about our amazing Dragon's Tooth<sup>®</sup>. Cuts through rock in a fraction of the time!

Call today for factory direct pricing. 205-841-8600.

**USA ONLY.**  
(Request a free catalog.)

**Jeffrey**  
Machine, Inc.



Jeffrey Machine, Inc.  
3841 Industrial Drive  
Birmingham, AL 35217  
Ph (205) 841-8600  
Fax (205)841-2009  
www.jeffreymachine.com

# EUFMC

WILLIAMSBURG, VA

EST. 1963

## Driving Fleet Value and Performance



## Electric Utility Fleet Managers Conference

**June 1-4, 2014**

Williamsburg Lodge & Conference Center,  
Williamsburg, Virginia

**Dedicated to providing  
unparalleled value targeted  
to meet the information needs  
of utility fleet professionals**

Join 100 fleet professionals from investor-owned electric utilities, electric cooperatives and electrical contractors from across the U.S. and Canada at the industry's premier educational event featuring:

- Presentations by industry experts, manufacturers and fleets
- Roundtables where fleet professionals and representatives from manufacturers and service providers share best practices
- A drive-through utility equipment demonstration and an exhibition of more than 60 displays of the latest equipment and services for utility fleets

SPONSOR & EXHIBITS



**REGISTER TODAY! (757) 220-1795 • [www.eufmc.com](http://www.eufmc.com)**

# DON'T GET LEFT IN THE DARK

NightRay and StarBeam Vehicle Mounted Spotlights  
the Lineman's Spotlight of Choice

KH Industries **vehicle mounted remote controlled spotlights** are the utility industry standard for nighttime line inspection and repair because of their durability in the harshest environments. These professional grade lights were made to withstand the rigors on utility industry including snow, ice, saltwater, and rough terrain.

## Introducing the **NEW TwinRay™ Controller**

*Available on both the new NightRay 2 and StarBeam 2 Spotlight Systems*

**Allowing you to independently control two spotlights  
with one wireless controller.**



- Controls one or two KH Spotlights from up to 100' away
- Toggle between lights with KH's exclusive A/B switch
- Create a custom beam pattern to match your job site
- Multi-directional lighting at any angle
- Easily add a second NightRay or StarBeam to a single light system



### **NightRay 2 Spotlight System**

Available in a one or two light system with wireless, wired, or dual control operation.

Full lamphead rotation: 370° horizontal and 350° vertical tilt. Durable polycarbonate exterior resists breakage and is snow, ice, UV, and salt water resistant.

Internal gears and motors provide positive positioning and resist damage from heavy vibrations.

Exclusive open yolk design and clutch allows for trouble free operation in snow and ice.

Clear and consistent wireless communication and easy plug-and-play Cat 5e connector for wired systems.

### **StarBeam 2 Spotlight System**

Twin Par 46 H3 Spotlights or 35 watt HID Xenon heads for extremely bright illumination.

Motor-controlled dual lamp heads rotate 330° (±10°) on horizontal and vertical axis to provide precise placement of light output.

Polycarbonate sealed housing and weather proof receiver board and motor housing provide an extremely weather resistant design including snow, ice, and saltwater.

The Starbeam's internal assembly features hard coated anodized drive shafts, brushless connections, and lubrication free drive system which will provide years of dependable service under extreme environmental conditions.



khindustries.com



**TPPA**

For more information, including requesting a quote for your fleet,  
contact KH Industries:

Phone: 716-312-0088 • [Sales@khindustries.com](mailto:Sales@khindustries.com)

Visit us at these shows:



Check out our other  
publications!



[www.tipsmag.net](http://www.tipsmag.net)

[www.theutilitysource.net](http://www.theutilitysource.net)

[www.newconstructionproducts.com](http://www.newconstructionproducts.com)

[www.goneoutdoorsmag.com](http://www.goneoutdoorsmag.com)





3DInternet courses have been created to help train and test apprentices and to provide refresher training for experienced workers. Some of our simulators have been used for field troubleshooting. Our simulators are designed with game based technology to provide the highest retention rates by utilizing a fun and interactive approach to learning. Our e-learning courses are designed with high quality cinema grade graphics and animation which provides complex theory and other information in an easy to learn solution. All our solutions will communicate with learning management systems (LMS) that are SCORM or AICC compliant. We can also provide custom user tracking solutions for SAP, Oracle, and SQL databases. 3DInternet also provides hosting solutions. All our available courses can be customized to meet the proper work methods and equipment for your company. Our courses have been designed with subject matter experts from various Energy Companies.

## Simulators

1. Transformer Simulator
2. Voltage Regulator Simulator
3. Grounding Simulator
4. Distribution Switching and Troubleshooting Simulator
5. Live Line (Barehand) Simulator
6. Residential Underground Subdivision Design Simulator
7. Cooper F6 Recloser Simulator
8. Damage Assessment Simulator
9. Substation Simulator
10. Operating Breakers Safely Simulator
11. Weld Inspection Simulator
12. Underground Atmospheric Testing Simulator
13. Underground Gas Operations Simulator
14. Control Room Operator Training Simulator
15. Emergency Preparedness and Response Training Simulator
16. School Electrical Safety Simulator
17. Job Fair Simulator



## E-learning

1. Effective Cover-up
2. Defensive Driving
3. Cooper VXE Recloser
4. Capacitor Bank

Company	Pg.	Website
3D Internet	39	www.3dinternet.com
4D Excavator	28	www.4dexcavator.com
Al Asher	40	www.alasher.com
Condux	2	www.condux.com
Dur-A-Lift, Inc.	7	www.dur-a-lift.com
EFUMC 2014	36	www.eufmc.com
Express Blower	25	www.expressblower.com
Gator Rock Bits	24	www.rokaway.com
GPS Insight	10	www.gpsinsight.com
Greaves	15	www.greaves-usa.com
Hioki	1	www.hiokiusa.com
Hughes Bros	9	www.hughesbros.com
I-80 Truck Sales	16, 17	www.i80equipment.com
Jeffrey Machine	35	www.jeffreymachine.com
K & H Industries	37	www.khindustries.com
Krenz Vent	28	www.krenzvent.com
Minimizer	33	www.minimizer.com
M P Global Products	11	www.perfectly-warm.com
On Spot	IFC	www.onspot.com
Pelsue	19	www.pelsue.com
PV America	31	www.pvamericaexpo.com
Reconyx	IBC	www.reconyx.com
Roose Mfg.	40	www.roosemfg.com
thermOweld	BC	www.thermoweld.com
Towmaster	29	www.towmaster.com
Steelman	34	www.steelman.com
Utility Metals	22	www.utilitymetals.com
Venco Venturo Industries	3	www.venturo.com
Yale Cordage	8	www.yalecordage.com

**ASHER** SINCE 1914  
 Conductors - Heavy Drums - Under-Drum  
 Cable Pulling & Tensioning Trailers  
 Jokers - Jokers - Multistrand Slitters

#1455-M Sherman Reel Under Drum    #1455-M Hugg/Deck-85    #1286-41 Standard 3-Red Trailer

**(323) 314-3515**  
[www.alasher.com](http://www.alasher.com)  
 Los Angeles, CA    alasher@alasher.com

**ROOSE MFG. CO.**  
**Cable Trailers**

2-3 Reel Roll-In    2000-14000 #cap.

**800-552-3276 • www.roosemfg.com**

# YOU CAN'T BE EVERYWHERE AT ONCE, WE CAN.

RECONYX High Definition motion activated security cameras do not require separate lines for power or communication. Extremely easy to deploy and hide, (5.5" x 4.5") our cameras provide near instant notification of an intrusion by transmitting images via the cellular network directly to your cell phone or computer.

General Surveillance and License Plate Capture models available. Visit our website for more information.

RECONYX Security Series Cameras,

**See What You've Been Missing...**



PHONE 866-493-6064

**RECONYX**  
SEE WHAT YOU'VE BEEN MISSING...

WWW.RECONYX.COM

# thermOweld®

## Spark Your Interest with thermOweld®'s

### EZ Lite Remote® Electric Ignition System



Getting the job done on time without delays. Does that spark your interest? When the job is mission critical you require the versatility of thermOweld's EZ Lite Remote® System so you can finish your exothermic connections without delays. Our remote system is the only system that gives you 2 Ignition options so you can finish your job on time.

- ▶ Use your Flint Ignitor or the EZ Lite Remote® and never be stuck out on the job!
- ▶ Have 100% confidence that you will get your connections done when you want!
- ▶ Reliable patented Ignitor - 100% guaranteed to Ignite
- ▶ Use with existing thermOweld® EZ Lite® Mold and Weld Metal

For more information on the thermOweld® EZ Lite Remote® Ignition System and other great grounding products thermOweld® has to offer check out [www.thermOweld.com](http://www.thermOweld.com).

## thermOweld®

*The Contractors Choice*



*Gulf Energy Strip Tooling*

 **BURNDY®**

[www.thermoweld.com](http://www.thermoweld.com) • Phone: 800-558-1373 • Fax: 800-788-1668

